

RESOLUTION NO. 23-2018

WE, the Board of County Commissioners of the County of Fergus, State of Montana, hereby resolve to adopt the budget for Fiscal Year 1819.


WHEREAS BE IT RESOLVED that the County of Fergus has received the certified mill value, and;

WHEREAS the mill levy value has been set at \$36,277.314 Countywide, and at \$28,794.708 for outside the city limits;


NOW THEREFORE, BE IT RESOLVED that the Final County Budget as set out in the attachments hereto and the same is hereby adopted as the final budget for Fiscal Year 1819.

Dated this 27th day of August, 2018.


BOARD OF COUNTY COMMISSIONERS
FERGUS COUNTY, MONTANA



Ross Butcher, Presiding Officer




Sandra Youngbauer, Commissioner



Carl Seilstad, Commissioner

ATTEST:



Rana J. Wichman, Clerk & Recorder

8/27/2018 COUNTY OF FERGUS

TAX LEVY REQUIREMENTS SCHEDULE

FY1819 FAIR LEVY FINAL

ASSESSED VALUATION:
TAX VALUATION:
1 MILL YIELDS:

FUND NO	FUND NAME	APPROPRIATIONS	CASH RESERVES	TOTAL REQUIREMENTS	CASH AVAILABLE	NON-TAX REVENUES	TOTAL NON TAX REVENUES	PROPERTY TAX REVENUES	TOTAL MILL LEVY
4160	FAIR CONST LEVY	104,638		104,638	104,638	0	104,638	0	104,638 0.000
		Year	Mill Value	# of Mills	Total				
		FY2007	22,980	6,000	137,880				
		FY2008	23,371	6,000	140,226				
		FY2009	24,049	6,000	144,294				
		FY2010	25,244	6,000	151,464				
		FY2011	25,990	6,000	155,940				
		FY2012	26,055	6,000	156,330				
		FY2013	25,651	4,361	111,866				
					998,000				

**8/27/2018 COUNTY OF FERGUS
TAX LEVY REQUIREMENTS SCHEDULE**

FY1819 FAIR WATER SEWER FINAL

ASSESSED VALUATION:
TAX VALUATION:
1 MILL YIELDS: \$36,277.314

FUND NO	FUND NAME	APPROPRIATIONS	CASH RESERVES	TOTAL REQUIREMENTS	CASH AVAILABLE	NON-TAX REVENUES St. Entitle	TOTAL NON TAX REVENUES	PROPERTY TAX REVENUES	TOTAL RESOURCES	MILL LEVY
3200	FAIR WATER & SEWER	270,773		270,773	66,630	0	66,630	216,576	283,206	5.97
		Mills		Total						
FY1415	Year #1	5.97	25766	153,823						
FY1516	Year #2	5.97	27157	162,127						
FY1617	Year #3	5.97	30401.195	181,495						
FY1718	Year #4	5.97	34194.798	204,143						
FY1819	Year #5	5.97	36277.314	216,576						
				Total						
				Total Voted Amount over 20 yrs					3,082,940	

FUND NO	COUNTY OF FERGUS FUND NAME	NON-LEVIED APPROPRIATION	FUNDS		FY2019 TOTAL REQUIREMENTS	CASH AVAILABLE	NON-TAX REVENUES	PLT	TOTAL RESOURCES	
			CASH	RESERVES						
2150*	PREDATORY ANIMAL-Sheep	2,374	726	0	3,100	900	2,200	3,100	0	
2155*	PREDATORY ANIMAL-Cattle	56,819	15,957	0	72,676	24,624	48,052	72,676	0	
2165	BRIGHT COUNTY LIGHTS	4,300	4,528	0	8,828	4,528	4,300	8,828	0	
2210	CENT MT HEALTH DIST	6,000	26	0	6,026	6,026	0	6,026	0	
2272	EMERGENCY PREP	136,316	116,684	0	253,000	135,503	117,497	253,000	0	
2274	COMMUNITY COUNCIL	330,316	494,123	0	824,439	547,338	277,101	824,439	0	
2350	COMMUNITY COUNCIL	1,600	29,880	0	31,480	1,600	0	1,600	0	
2381	DRUG FORFEITURES	45,000	0	0	45,000	45,000	0	45,000	0	
2384	FIRE COUNCIL	48,915	0	0	48,915	48,915	0	48,915	0	
2386	USG LOAN-SMDC	74,558	0	0	74,558	74,558	0	74,558	0	
2392	ECON DEVELOP LOAN	109,565	0	0	109,565	109,565	0	109,565	0	
2393	RECORD PRESERV	8,000	18,820	0	26,820	16,820	10,000	26,820	0	
2394	ALCOHOL REHAB	21,588	10,025	0	31,613	10,025	21,588	31,613	0	
2395	COMPUTER	136,432	154	0	136,586	13,921	0	136,586	0	
2396	LEASED PROPERTY	120,392	0	0	120,392	120,392	0	120,392	0	
2420	GAS TAX	155,000	0	0	155,000	20,330	130,786	155,000	0	
2800	CRISIS INTERVENTION	58,600	10,468	0	69,068	10,468	58,600	69,068	0	
2821	BARBSA	130,472	8,423	0	138,895	8,423	130,472	138,895	0	
2830	JUNK VEHICLE	80,727	37,302	0	118,029	37,303	80,726	118,029	0	
2840	WEED GRANT	4,670	33,272	0	37,942	36,156	1,786	37,942	0	
2859	COUNTY LAND INFO	4,000	0	0	4,000	1,318	2,200	4,000	0	
2894	STATE-FED MIN ROYAL	53,352	56,377	0	109,729	53,352	0	109,729	0	
2895	HARD ROCK TRUST	20,000	67,306	0	87,306	57,306	0	87,306	0	
2896	METAL MINE-Port Authority	75,138	47,306	0	122,444	10,000	0	122,444	0	
2900	P.I.L.T.	1,761,968	113,369	0	1,875,337	1,761,968	0	1,761,968	0	
2915	DARE	20,000	0	0	20,000	0	0	20,000	0	
2917	CRIME VICTIMS ASST	72,309	41,060	0	113,369	-3,045	116,414	113,369	0	
2958	DES GRANTS	358,665	0	0	358,665	4,070	0	358,665	0	
2972	FAMILY PLANNING	43,420	245,439	0	288,859	280,553	40,645	288,859	0	
2973	MCH NURSES	8,193	4,038	0	12,231	6,813	0	12,231	0	
2978	IMMUNIZATIONS	60,000	18,736	0	78,736	19,654	0	78,736	0	
4000	Compensated Absences	500,000	0	0	500,000	0	0	500,000	0	
4020	BRIDGE CONST RES	215,000	68,806	0	283,806	440,310	128,496	283,806	0	
4030	JUNK VEHICLE CAP IMP	0	86,594	0	86,594	151,594	0	151,594	0	
4100	FAIR CONST RESERVE	0	67,320	0	67,320	67,320	0	67,320	0	
4101	FAIR PARKING	0	5,311	0	5,311	5,311	0	5,311	0	
4110	AIRPORT CONST RES	2,120,148	3,773	0	2,123,921	3,773	0	2,123,921	0	
4112	AIRPORT CAP IMP	95,420	48,981	0	144,401	48,981	95,420	144,401	0	
4400	CAPITAL IMPROVMENT	272,761	165,908	0	438,669	165,908	0	438,669	0	
4401	CAPITAL IMPROVMENT - GEN	26,800	305,376	0	332,176	115,240	0	332,176	0	
4402	CAPITAL IMPROVMENT -ROAD	430,000	26,800	0	456,800	0	0	456,800	0	
4403	CAPITAL IMPROVMENT-BRIDGE	28,500	0	0	28,500	0	0	28,500	0	
4404	CAPITAL IMPROVMENT-WEED	0	0	0	0	0	0	0	0	
4405	CAPITAL IMPROVMENT-FAIR	13,000	0	0	13,000	0	0	13,000	0	
4406	CAPITAL IMPROVMENT-PS	62,000	0	0	62,000	0	0	62,000	0	
5610	AIRPORT	302,708	9	0	302,717	1,830	300,887	302,717	0	
	TOTALS	8,111,393	9,847,969	0	17,959,362	4,519,588	4,084,395	1,243,986	9,847,969	0

*Receives assessments so cash reserves cannot exceed 33%