

RESOLUTION NO. 19-2017

WE, the Board of County Commissioners of the County of Fergus, State of Montana, hereby resolve to adopt the budget for Fiscal Year 1718.

WHEREAS BE IT RESOLVED that the County of Fergus has received the certified mill value, and;

WHEREAS the mill levy value has been set at \$34,194.798 Countywide, and at \$26,745.777 for outside the city limits;


NOW THEREFORE, BE IT RESOLVED that the Final County Budget as set out in the attachments hereto and the same is hereby adopted as the final budget for Fiscal Year 1718.

Dated this 1st day of September, 2017.


BOARD OF COUNTY COMMISSIONERS
FERGUS COUNTY, MONTANA



Carl Seilstad, Presiding Officer




Sandra Youngbauer, Commissioner



Ross Butcher, Commissioner

ATTEST:



Rana J. Wichman, Clerk & Recorder

9/1/2017	COUNTY OF FERGUS	NON-LEVIED APPROPRIATION	FY1718 NON-LEVIED FINAL						Page 5 OF 5
			FUNDS	FY2013	CASH	NON-TAX	TOTAL	TOTAL	
FUND NO	FUND NAME		RESERVES	REQUIREMENTS	AVAILABLE	REVENUES	PILT	RESOURCES	
2150*	PREDATORY ANIMAL-Sheep	2,500	825	3,325	937	2,388		3,325	
2155*	PREDATORY ANIMAL-Cattle	45,500	15,015	60,515	29,009	31,506		60,515	
2165	BRIGHT COUNTRY LIGHTS	5,542	0	5,542	1,042	4,500		5,542	
2210	COUNTY PARK	6,302	0	6,302	6,302	0		6,302	
2272	CENT MT HEALTH DIST	138,257	109,089	247,346	129,849	117,497		247,346	
2274	EMERGENCY PREP	332,618	563,491	896,109	558,915	337,194		896,109	
2350	COMMUNITY COUNCIL	1,600	0	1,600	1,527	73		1,600	
2381	DRUG FORFEITURES	45,000	0	45,000	7,635	37,365		45,000	
2384	FIRE COUNCIL	61,000	2,000	63,000	26,766	12,500	23,734	63,000	
2386	USG LOAN-SMDC	82,046	0	82,046	82,046	0		82,046	
2392	ECON DEVELOP LOAN	108,412	0	108,412	108,412	0		108,412	
2393	RECORD PRESERV	7,200	13,316	20,516	9,516	11,000		20,516	
2394	ALCOHOL REHAB	31,610	27,125	58,735	31,613	27,122		58,735	
2395	COMPUTER	118,778	0	118,778	18,938	0	99,840	118,778	
2396	LEASED PROPERTY	100,477	10,000	110,477	110,477	0		110,477	
2420	GAS TAX	155,000	15,000	170,000	21,067	130,127	18,806	170,000	
2800	CRISIS INTERVENTION	10,000	0	10,000	10,000	0		10,000	
2821	BARSAA	130,472	0	130,472	0	130,472	0	130,472	
2830	JUNK VEHICLE	78,932	53,691	132,623	52,514	80,109		132,623	
2840	WEED GRANT	4,670	30,200	34,870	25,584	9,286		34,870	
2859	COUNTY LAND INFO	4,500	612	5,112	2,612	2,500		5,112	
2894	STATE-FED MIN ROYAL	55,293	2,900	58,193	55,293	2,900		58,193	
2895	HARD ROCK TRUST	55,784	0	55,784	55,784	0		55,784	
2896	METAL MINE-Port Authority	74,439	0	74,439	74,439	0		74,439	
2900	P.I.L.T.	1,565,261	0	1,565,261	1,565,261	0		1,565,261	
2915	DARE	20,000	40,783	60,783	50,783	10,000		60,783	
2917	CRIME VICTIMS ASST	72,983	0	72,983	-5,855	78,838		72,983	
2958	DES GRANTS	0	0	0	-18,962	18,962		0	
2972	FAMILY PLANNING	350,078	206,549	556,627	224,589	332,038		556,627	
2973	MCH NURSES	37,839	4,352	42,191	4,353	37,839		42,191	
2978	IMMUNIZATIONS	6,875	19,533	26,408	19,533	6,875		26,408	
4000	CONSTRUCTION RSV.	617,761	151,909	769,670	568,413	72,761	128,496	769,670	
4020	BRIDGE CONST RES	170,518	0	170,518	170,518	0		170,518	
4030	JUNK VEHICLE CAP IMP	29,936	0	29,936	29,936	0		29,936	
4100	FAIR CONST RESERVE	5,256	0	5,256	5,256	0		5,256	
4101	FAIR PARKING	3,734	0	3,734	3,734	0		3,734	
4110	AIRPORT CONST RES	2,108,027	64,382	2,172,409	48,124	2,124,285		2,172,409	
4112	AIRPORT CAP IMP	107,500	203,861	311,361	202,761	108,600		311,361	
4400	CAPITAL IMPROVMT	222,600	0	222,600	105,225	0	117,375	222,600	
5610	AIRPORT	306,387	15,463	321,850	15,463	306,387		321,850	
	TOTALS	7,280,687		8,830,783	4,409,408	4,033,124	388,251	8,830,783	

*Receives assessments so cash reserves cannot exceed 33%